

SOUTH CENTRAL CONNECTICUT PLANNING REGION, CONNECTICUT

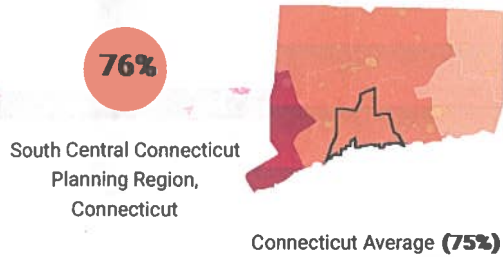


Public Opinion on Climate Change, 2023

Public opinion data come from the Yale Climate Opinion Maps (YCOM), which are based on a statistical model that employs nationally representative Climate Change in the American Mind (CCAM) surveys conducted between 2008 and 2023. The model combines geographic, census, socioeconomic, and political data with CCAM survey data collected by the Yale Program on Climate Change Communication and George Mason University Center for Climate Change Communication (combined n > 28,000). For more information about the survey question wording and methodology, please visit YCOM: climatecommunication.yale.edu/visualizations-data/ycom-us

Beliefs

Global warming is happening



Global warming is caused mostly by human activities



Most scientists think global warming is happening

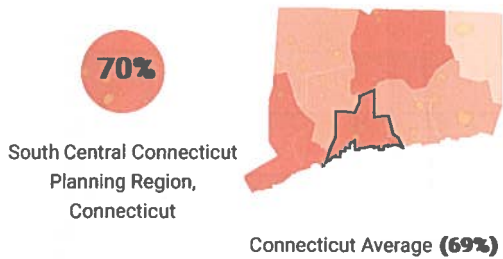


Global warming is affecting the weather



Risk Perceptions

Worried about global warming



Global warming will harm future generations




Global warming will harm people in the developing countries



Global warming will harm people in the US



Global warming will harm me personally



Global warming is already harming people in the US

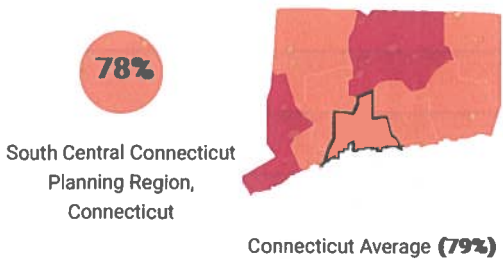


Has personally experienced the effects of global warming



Policy Support

Schools should teach about global warming



Fund research into renewable energy sources



Provide tax rebates for energy efficient vehicles or solar panels



Regulate CO₂ as a pollutant



Require fossil fuel companies to pay a carbon tax



Drill for oil in the Arctic National Wildlife Refuge



Expand offshore drilling for oil and natural gas off the U.S. coast



Global warming should be a high priority for the next President and Congress



Behaviors

Discuss global warming at least occasionally

39%

Hear about global warming in the media at least once a week

34%

Who should do more about global warming?

The President

58%

Congress

67%

My Governor

57%

My Local Govt. Officials

58%

Citizens

64%

Corporations

73%

Color Legend

>0%

>10%

>20%

>30%

>40%

>50%

>60%

>70%

>80%

>90%

For help / questions, please contact: climatechange@yale.edu

Yale Program on Climate Change Communication 2023

In partnership with



comic!



the END! by LUCIA!