

Elm City COMPASS: Compassionate Allies Serving our Streets

Crisis Response Team Services

January 2026

Elm City COMPASS provides mobile crisis services to individuals in New Haven who need assistance due to mental health or substance use challenges or who may need resources or supports due to housing or other service needs. Services are provided seven days per week by a team staffed by a social worker and a peer with lived experience. The team launched with one team on 11-1-22 from 10 am – 6 pm; on 7-1-23 a second team was added, with teams operating from 8 am – 4 pm and 4 pm to 12 am; a third team was added 8-26-24 and operates 7 pm – 3 am. Teams respond to calls dispatched through 911 by the City of New Haven Public Safety Answering Point (PSAP) at the request of the New Haven Police Department (NHPD) or the New Haven Fire Department (NHFD). Effective 8-26-24, after a 14-month pilot period, the team also began direct dispatch by PSAP to 911 calls when there is no medical emergency or public safety risk. The crisis response team also conducts outreach to individuals in need.

Crisis Team Responses* (N=3,889)



*All 911 emergency calls are dispatched by the Public Safety Answering Point (PSAP)

Crisis Team Response Details

January 2026 (n=252)		Overall (n=3,889)	
35% (89)	911 NHPD/NHFD Calls	48% (1858)	911 NHPD/NHFD Calls
15%	from NHFD	13%	from NHFD
85%	from NHPD	87%	from NHPD
2% (5)	911 Direct Dispatch	4% (140)	911 Direct Dispatch
63% (158)	Outreach	49% (1891)	Outreach

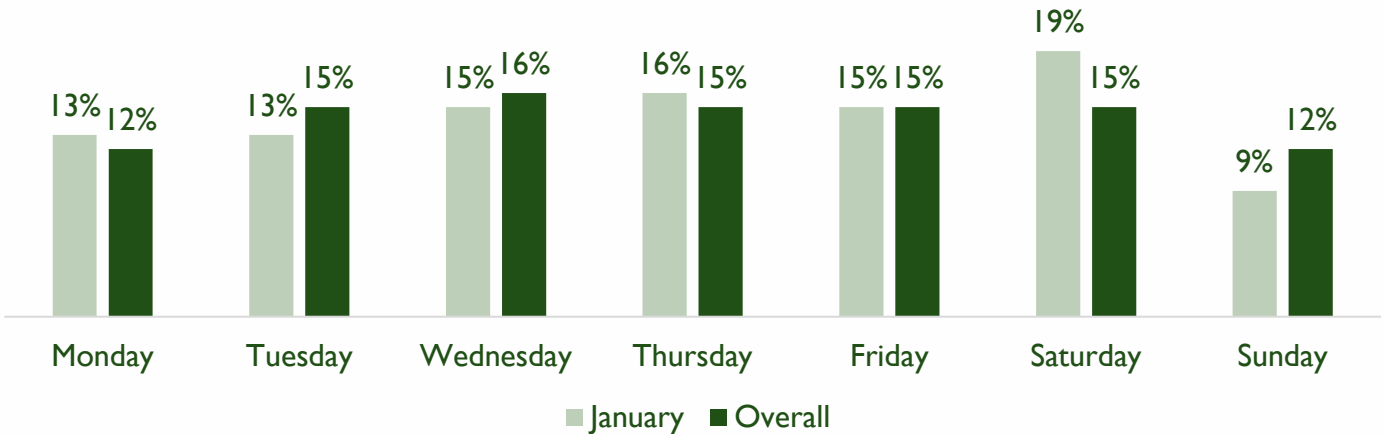




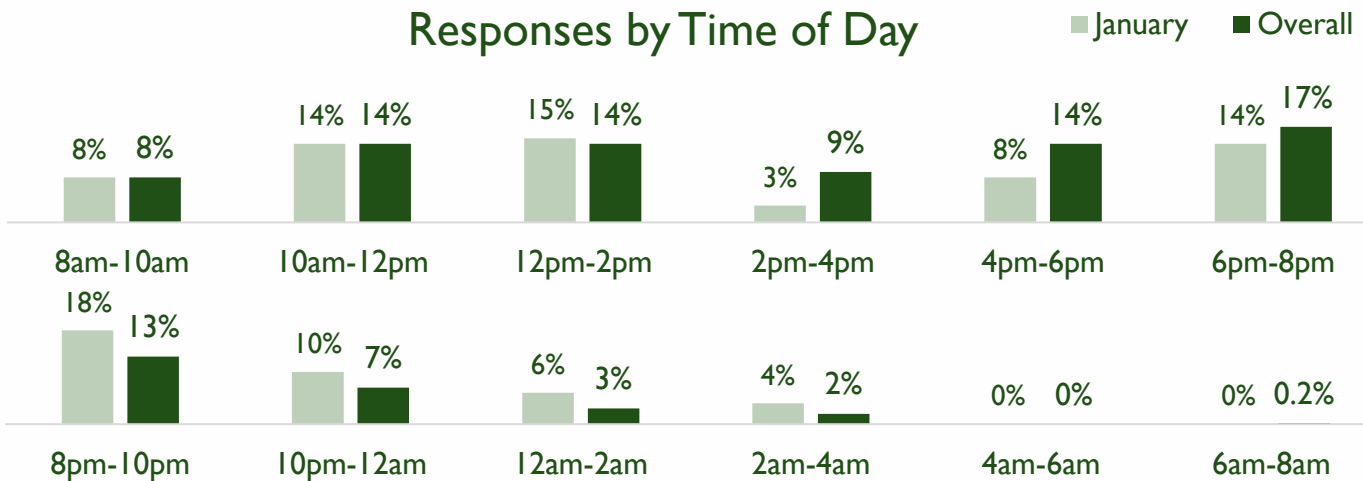
Time Spent on Crisis Team Responses

	January 2026	Overall
Average time to response: <i>*for PSAP dispatch only</i>	13 minutes* <i>(90% in 12 minutes)</i>	14 minutes* <i>(90% in 11 minutes)</i>
Average time on scene:	25 minutes <i>(90% for 20 minutes)</i>	39 minutes <i>(90% for 29 minutes)</i>
Average PD time on scene:	11 minutes <i>(1,666 minutes saved)</i>	17 minutes <i>(41,472 minutes saved)</i>
Average FD time on scene:	8 minutes <i>(187 minutes saved)</i>	12 minutes <i>(7,368 minutes saved)</i>

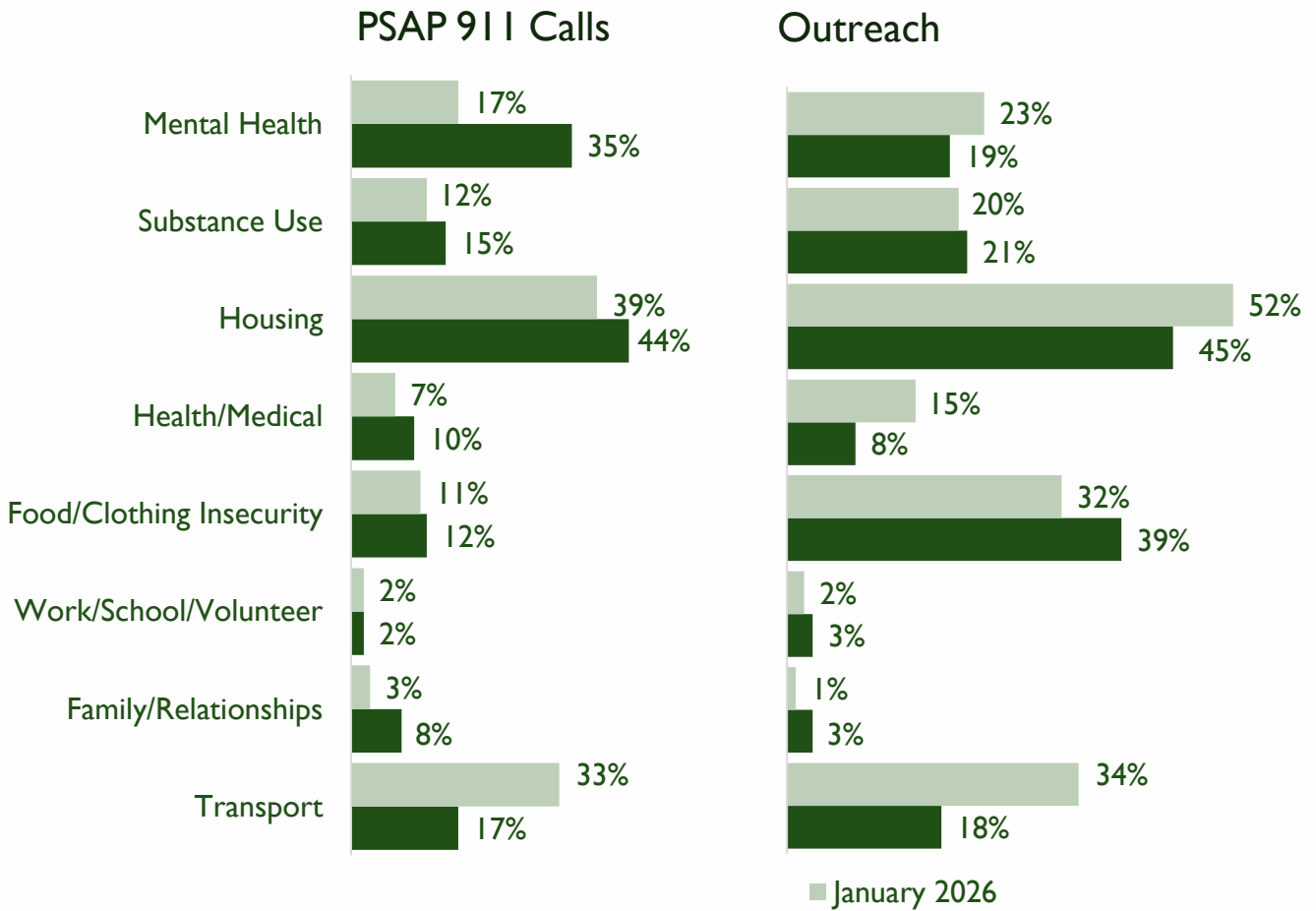
Responses by Day of the Week



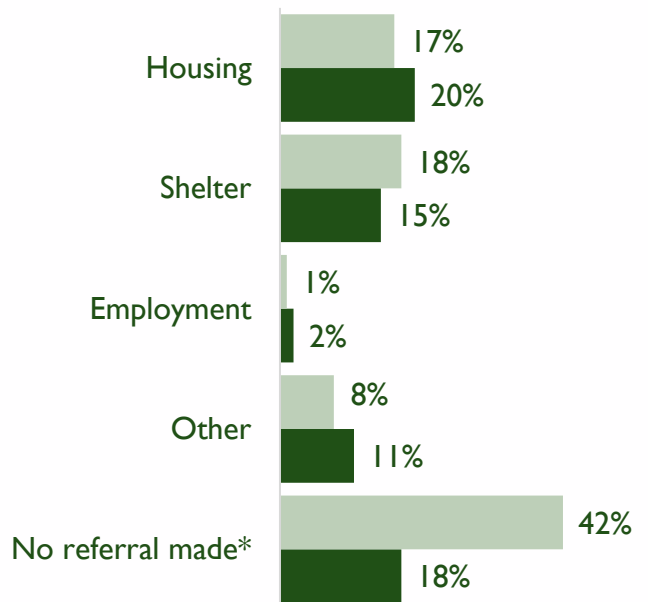
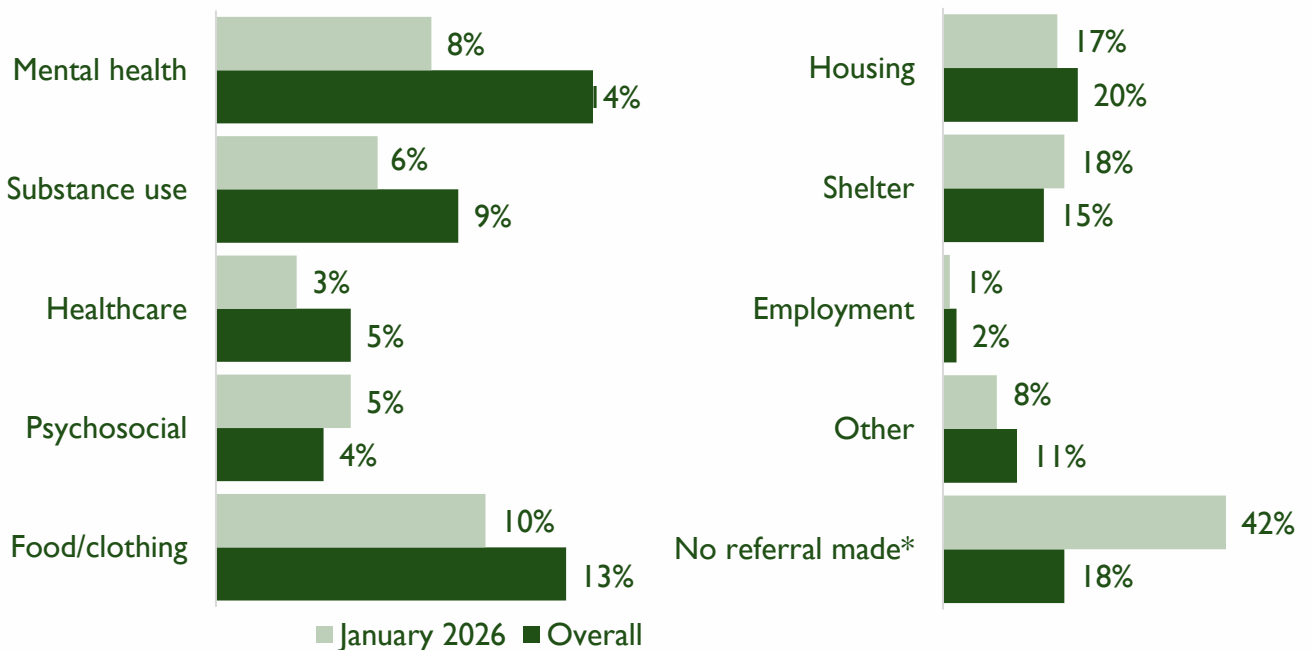
Responses by Time of Day



Focus of Engagement



Crisis Response Referrals

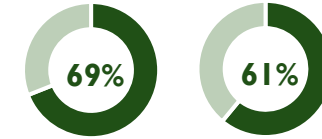


Demographic Information of Individuals Served

		January 26	Overall
Sex/Gender	Female	29%	40%
	Male	71%	60%
	Non-Binary*	--	--
	Transgender*	--	0.4%
Ethnicity	Hispanic	16%	18%
	Middle Eastern/North African	1%	2%
Race	Amer Indian/Alaskan Native	--	0.3%
	Asian Amer/Native Hawaiian/Pacific Islander	--	1%
	Black/African American	30%	38%
	White	48%	41%
	Multi-racial	17%	13%
	Other	6%	7%
	Age	18-29 years	11%
30-39 years		20%	23%
40-49 years		21%	23%
50-59 years		27%	21%
60-69 years		17%	14%
70+ years		4%	5%
Primary Language	English	98%	95%
	Spanish	2%	4%
	Other	0.4%	1%
Disability	Cognitive: Mental Health	27%	18%
	Cognitive: Intellectual	1%	1%
	Ambulatory	5%	6%
	Hearing	--	0.1%
	Vision	0.4%	1%
	Multiple	4%	5%
	No specific disability identified	63%	71%



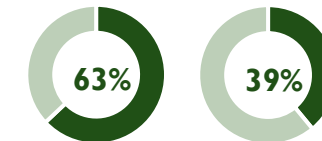
Responses to individuals **unhoused**



January 2026 Overall



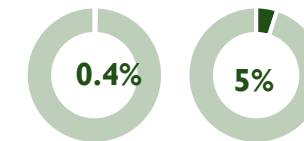
Responses needing **transport** from scene



January 2026 Overall



Responses with **child** on the scene

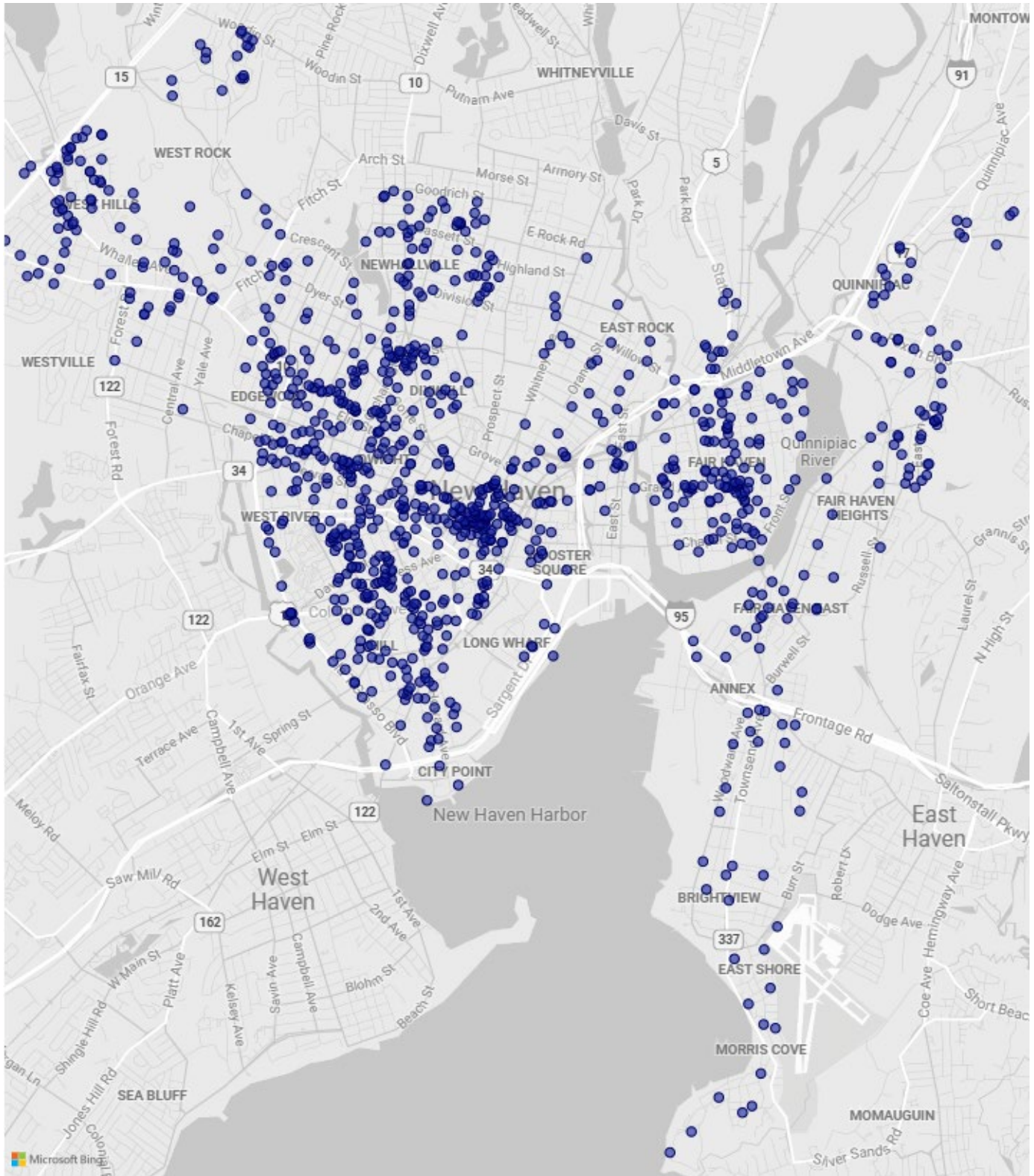


January 2026 Overall

*Non-Binary & Transgender data were collected from 11/2022-2/2025 prior to issuance of federal Executive Order 14168 that prohibits their collection & reporting.

Map of Elm City COMPASS Activity

Responses to 911 dispatch at request of NHPD or NHFD
(effective 11/1/22)



Map of Elm City COMPASS Activity

Direct responses to 911 dispatch
(piloted 6/15/23 - 8/25/24; effective 8/26/24)



Map of Elm City COMPASS Activity

Outreach (effective 11/1/22)



Elm City COMPASS: Compassionate Allies Serving our Streets

Crisis Response Team Services

February 2026

Elm City COMPASS provides mobile crisis services to individuals in New Haven who need assistance due to mental health or substance use challenges or who may need resources or supports due to housing or other service needs. Services are provided seven days per week by a team staffed by a social worker and a peer with lived experience. The team launched with one team on 11-1-22 from 10 am – 6 pm; on 7-1-23 a second team was added, with teams operating from 8 am – 4 pm and 4 pm to 12 am; a third team was added 8-26-24 and operates 7 pm – 3 am. Teams respond to calls dispatched through 911 by the City of New Haven Public Safety Answering Point (PSAP) at the request of the New Haven Police Department (NHPD) or the New Haven Fire Department (NHFD). Effective 8-26-24, after a 14-month pilot period, the team also began direct dispatch by PSAP to 911 calls when there is no medical emergency or public safety risk. The crisis response team also conducts outreach to individuals in need.

Crisis Team Responses* (N=4,067)



*All 911 emergency calls are dispatched by the Public Safety Answering Point (PSAP)

Crisis Team Response Details

February 2026 (n=177)		Overall (n=4,067)	
29% (51)	911 NHPD/NHFD Calls	47% (1910)	911 NHPD/NHFD Calls
10%	from NHFD	13%	from NHFD
90%	from NHPD	87%	from NHPD
3% (6)	911 Direct Dispatch	4% (146)	911 Direct Dispatch
68% (120)	Outreach	49% (2011)	Outreach





Time Spent on Crisis Team Responses

February 2026

Overall

Average time to response:

**for PSAP dispatch only*

15 minutes*
(90% in 11 minutes)

14 minutes*
(90% in 12 minutes)

Average time on scene:

39 minutes
(90% for 28 minutes)

39 minutes
(90% for 29 minutes)

Average PD time on scene:

21 minutes
(1,088 minutes saved)

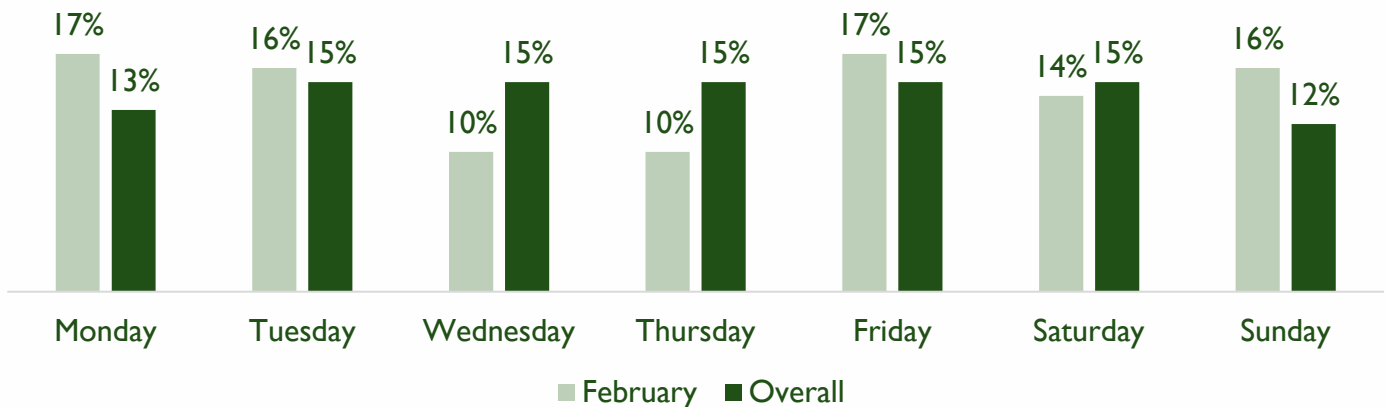
17 minutes
(42,583 minutes saved)

Average FD time on scene:

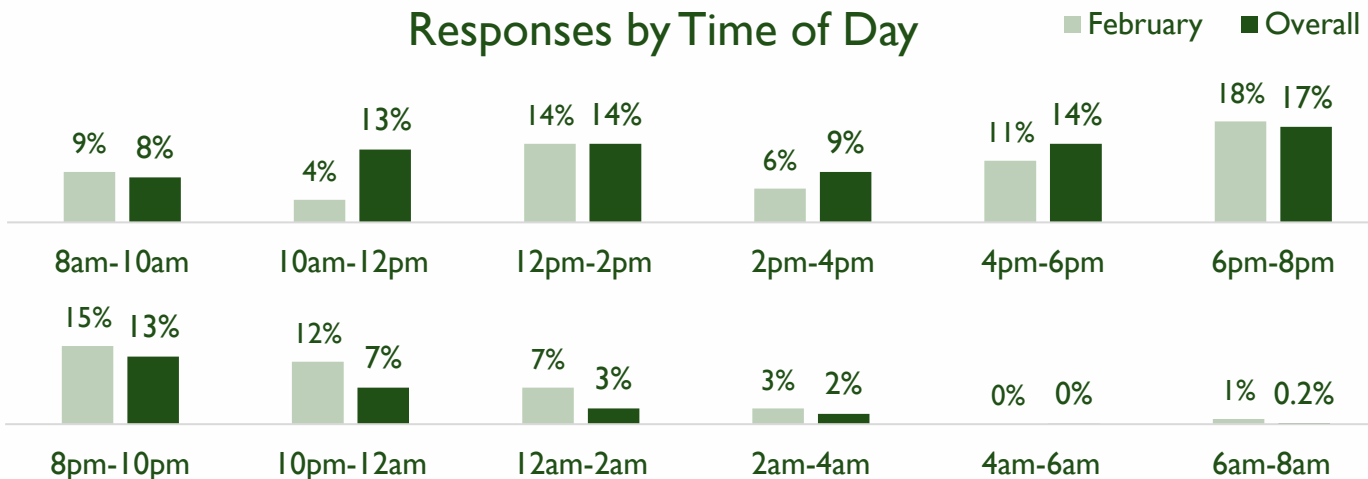
5 minutes
(130 minutes saved)

12 minutes
(7,497 minutes saved)

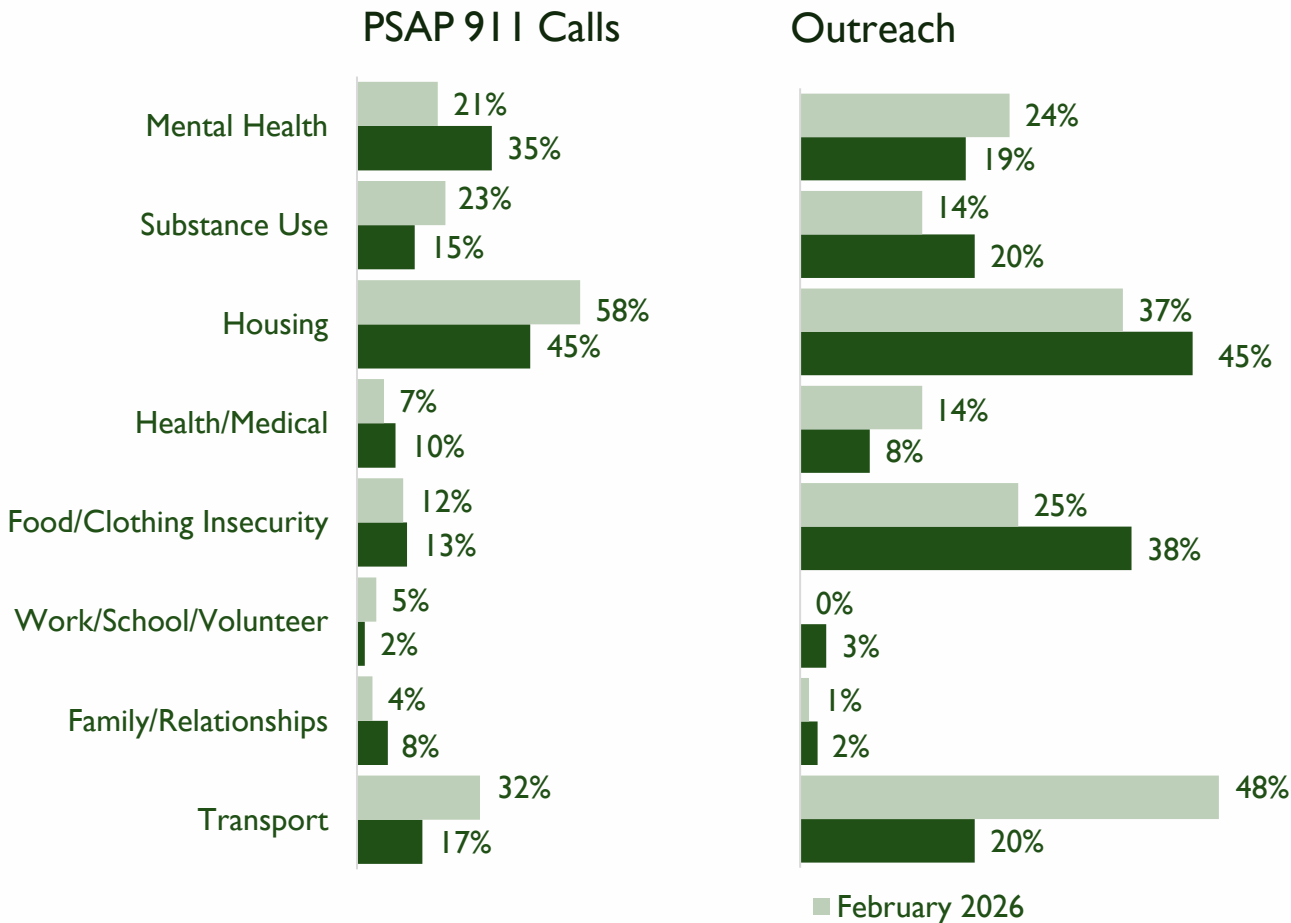
Responses by Day of the Week



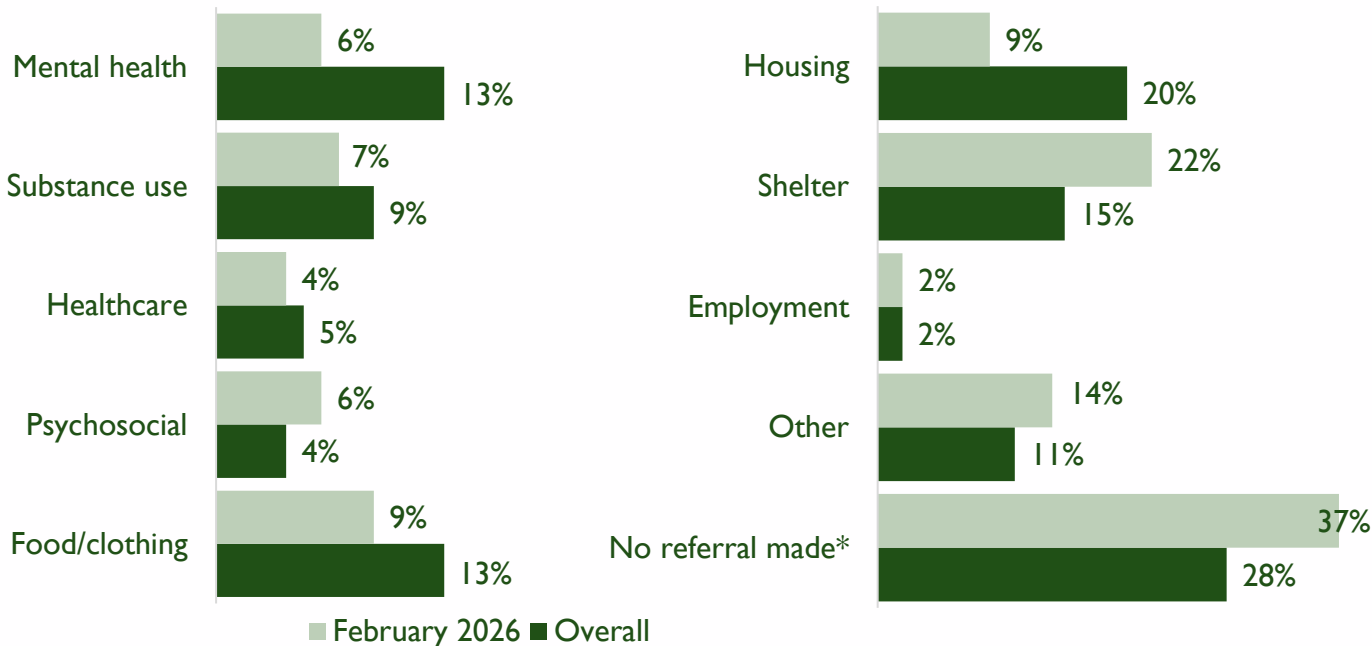
Responses by Time of Day



Focus of Engagement



Crisis Response Referrals

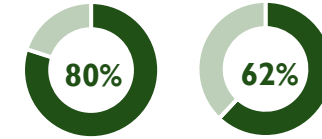


Demographic Information of Individuals Served

		February 26	Overall
Sex/Gender	Female	46%	40%
	Male	54%	59%
	Non-Binary*	--	--
	Transgender*	--	1%
Ethnicity	Hispanic	12%	18%
	Middle Eastern/North African	1%	2%
Race	Amer Indian/Alaskan Native	1%	0.3%
	Asian Amer/Native Hawaiian/Pacific Islander	1%	1%
	Black/African American	47%	38%
	White	36%	41%
	Multi-racial	14%	13%
	Other	2%	7%
	Age	18-29 years	13%
30-39 years		20%	23%
40-49 years		22%	23%
50-59 years		29%	21%
60-69 years		14%	14%
70+ years		3%	5%
Primary Language	English	96%	95%
	Spanish	3%	4%
	Other	1%	1%
Disability	Cognitive: Mental Health	18%	18%
	Cognitive: Intellectual	1%	1%
	Ambulatory	4%	5%
	Hearing	--	0.1%
	Vision	1%	1%
	Multiple	8%	5%
	No specific disability identified	69%	71%



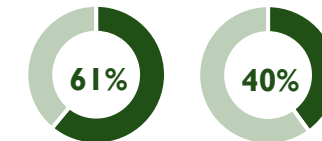
Responses to individuals **unhoused**



February 2026 Overall



Responses needing **transport** from scene



February 2026 Overall



Responses with **child** on the scene

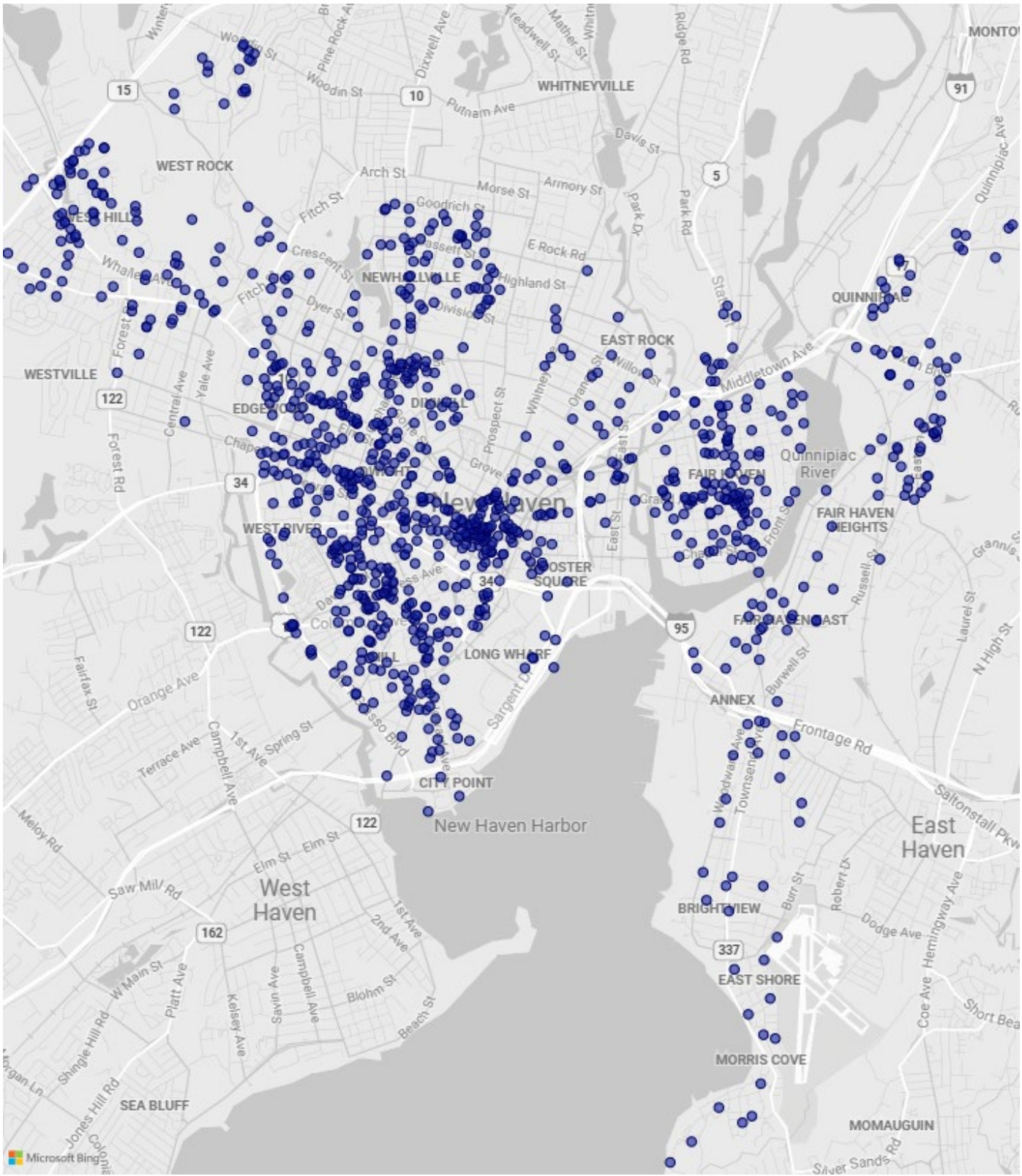


February 2026 Overall

*Non-Binary & Transgender data were collected from 11/2022-2/2025 prior to issuance of federal Executive Order 14168 that prohibits their collection & reporting.

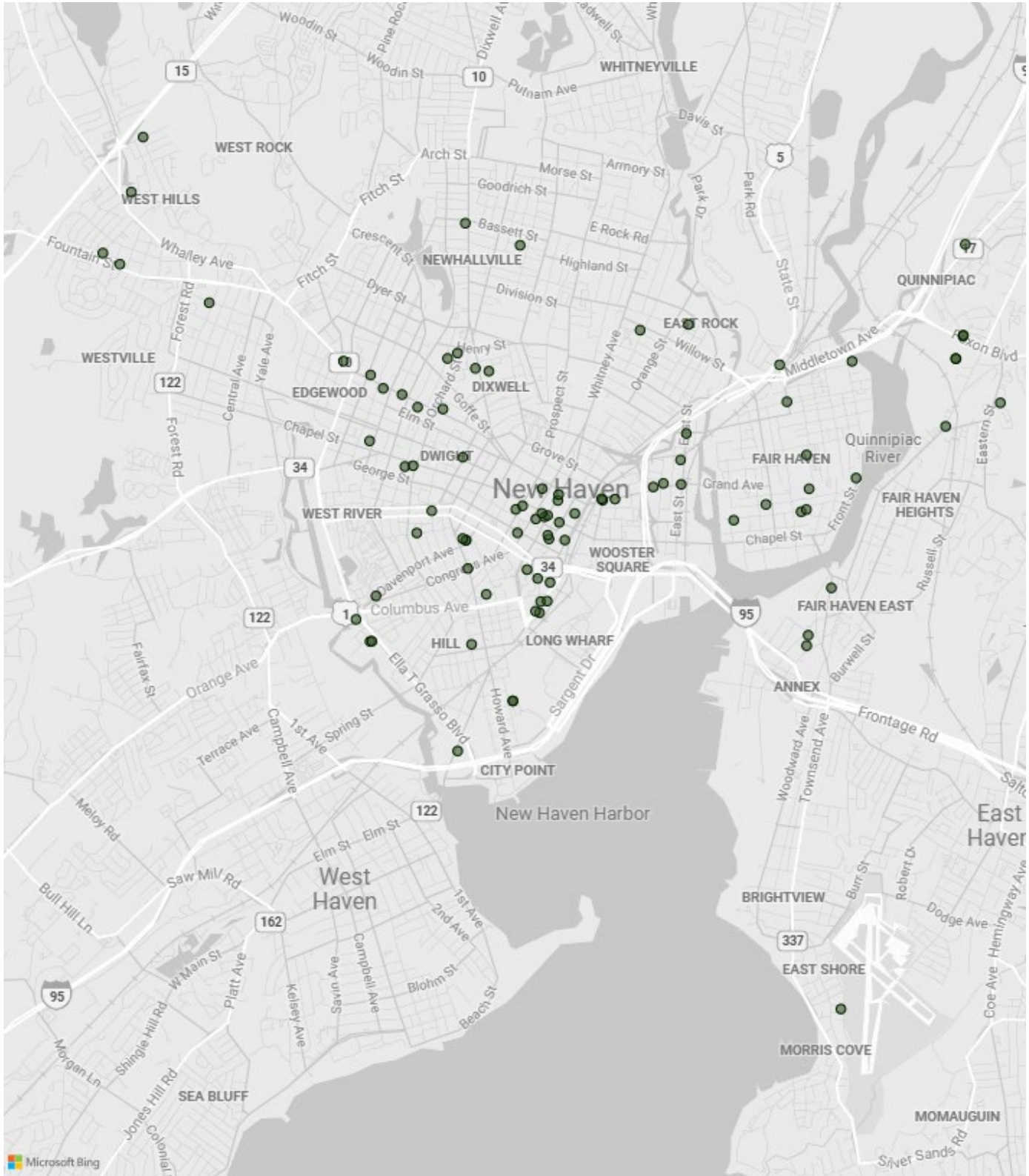
Map of Elm City COMPASS Activity

Responses to 911 dispatch at request of NHPD or NHFD
(effective 11/1/22)



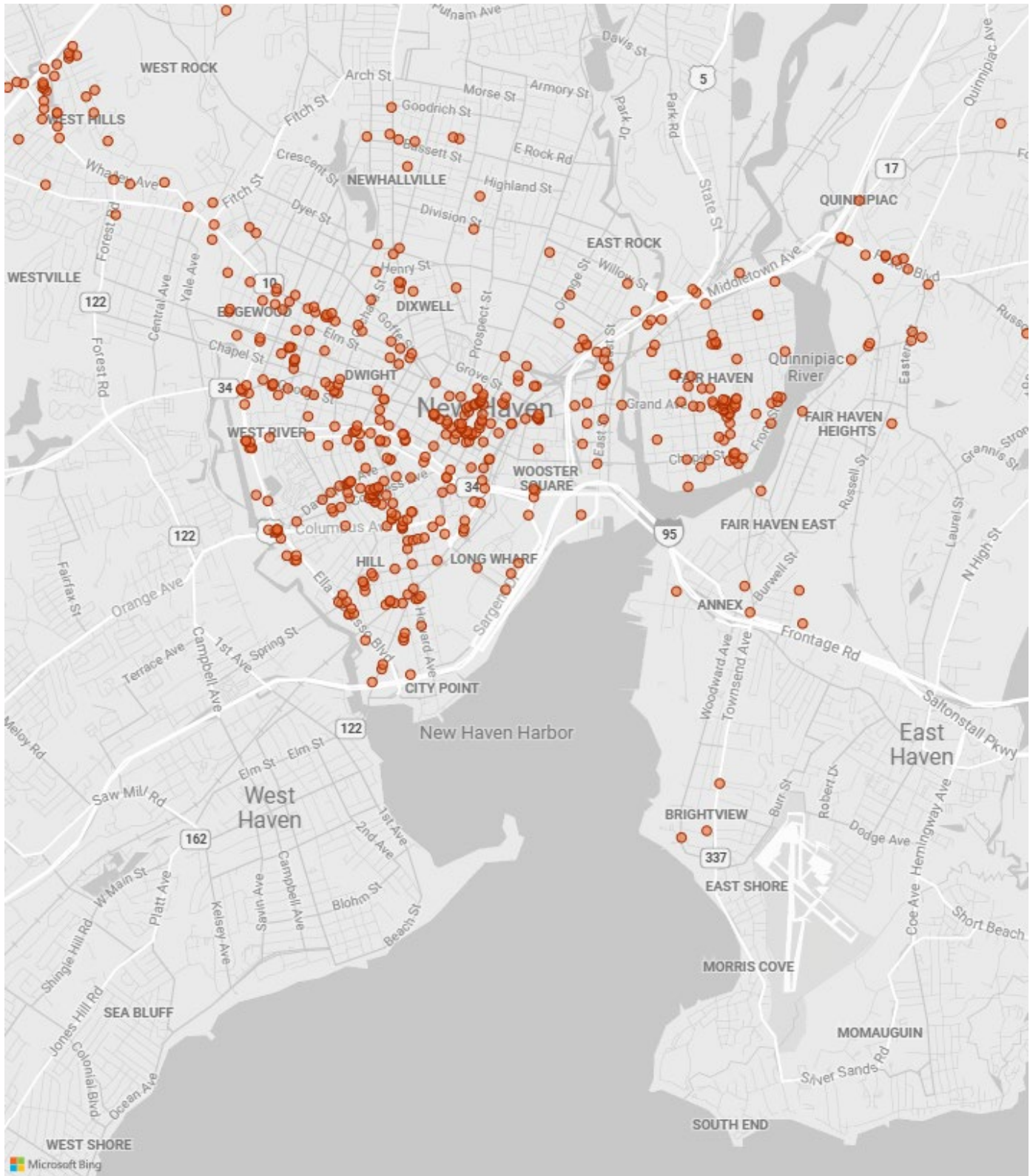
Map of Elm City COMPASS Activity

Direct responses to 911 dispatch
(piloted 6/15/23 - 8/25/24; effective 8/26/24)



Map of Elm City COMPASS Activity

Outreach (effective 11/1/22)



Elm City COMPASS: Compassionate Allies Serving our Streets

Crisis Response Team Services

March 2026

Elm City COMPASS provides mobile crisis services to individuals in New Haven who need assistance due to mental health or substance use challenges or who may need resources or supports due to housing or other service needs. Services are provided seven days per week by a team staffed by a social worker and a peer with lived experience. The team launched with one team on 11-1-22 from 10 am – 6 pm; on 7-1-23 a second team was added, with teams operating from 8 am – 4 pm and 4 pm to 12 am; a third team was added 8-26-24 and operates 7 pm – 3 am. Teams respond to calls dispatched through 911 by the City of New Haven Public Safety Answering Point (PSAP) at the request of the New Haven Police Department (NHPD) or the New Haven Fire Department (NHFD). Effective 8-26-24, after a 14-month pilot period, the team also began direct dispatch by PSAP to 911 calls when there is no medical emergency or public safety risk. The crisis response team also conducts outreach to individuals in need.

Crisis Team Responses* (N=4,240)



*All 911 emergency calls are dispatched by the Public Safety Answering Point (PSAP)

Crisis Team Response Details

March 2026 (n=171)		Overall (n=4,240)									
28% (47)	911 NHPD/NHFD Calls	46% (1957)	911 NHPD/NHFD Calls								
	<table border="1"> <tr> <td>11%</td> <td>from NHFD</td> </tr> <tr> <td>89%</td> <td>from NHPD</td> </tr> </table>	11%	from NHFD	89%	from NHPD		<table border="1"> <tr> <td>13%</td> <td>from NHFD</td> </tr> <tr> <td>87%</td> <td>from NHPD</td> </tr> </table>	13%	from NHFD	87%	from NHPD
11%	from NHFD										
89%	from NHPD										
13%	from NHFD										
87%	from NHPD										
2% (3)	911 Direct Dispatch	4% (149)	911 Direct Dispatch								
71% (121)	Outreach	50% (2134)	Outreach								





Time Spent on Crisis Team Responses

March 2026

Overall

Average time to response:

**for PSAP dispatch only*

16 minutes*
(90% in 11 minutes)

14 minutes*
(90% in 12 minutes)

Average time on scene:

35 minutes
(90% for 31 minutes)

39 minutes
(90% for 29 minutes)

Average PD time on scene:

17 minutes
(852 minutes saved)

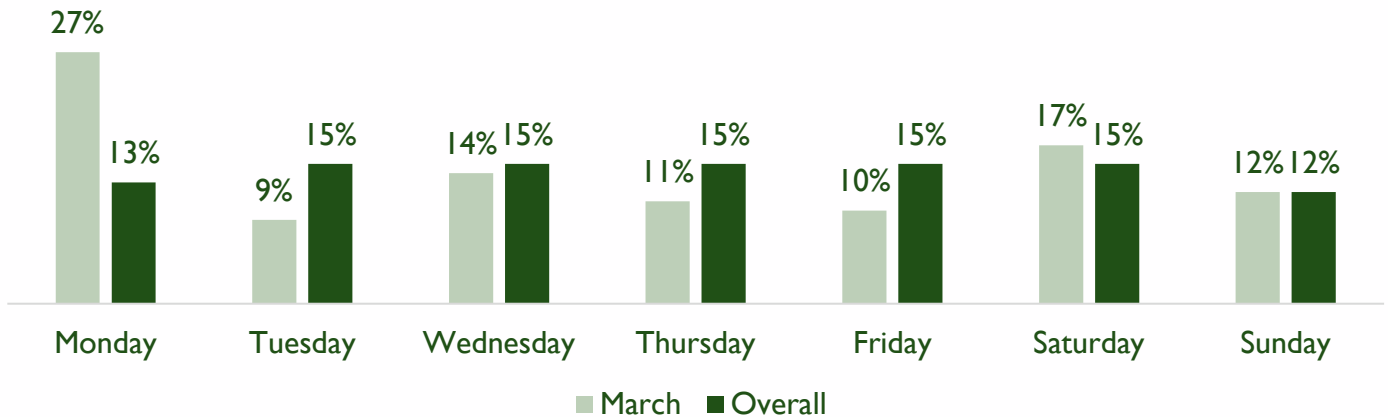
17 minutes
(43,442 minutes saved)

Average FD time on scene:

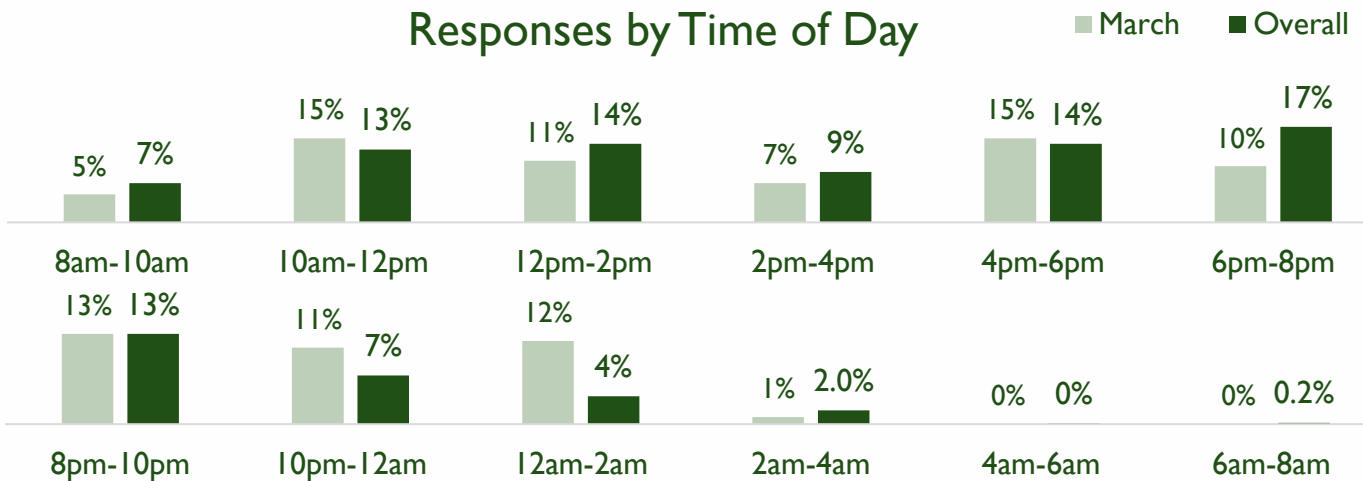
1 minutes
(213 minutes saved)

12 minutes
(7,715 minutes saved)

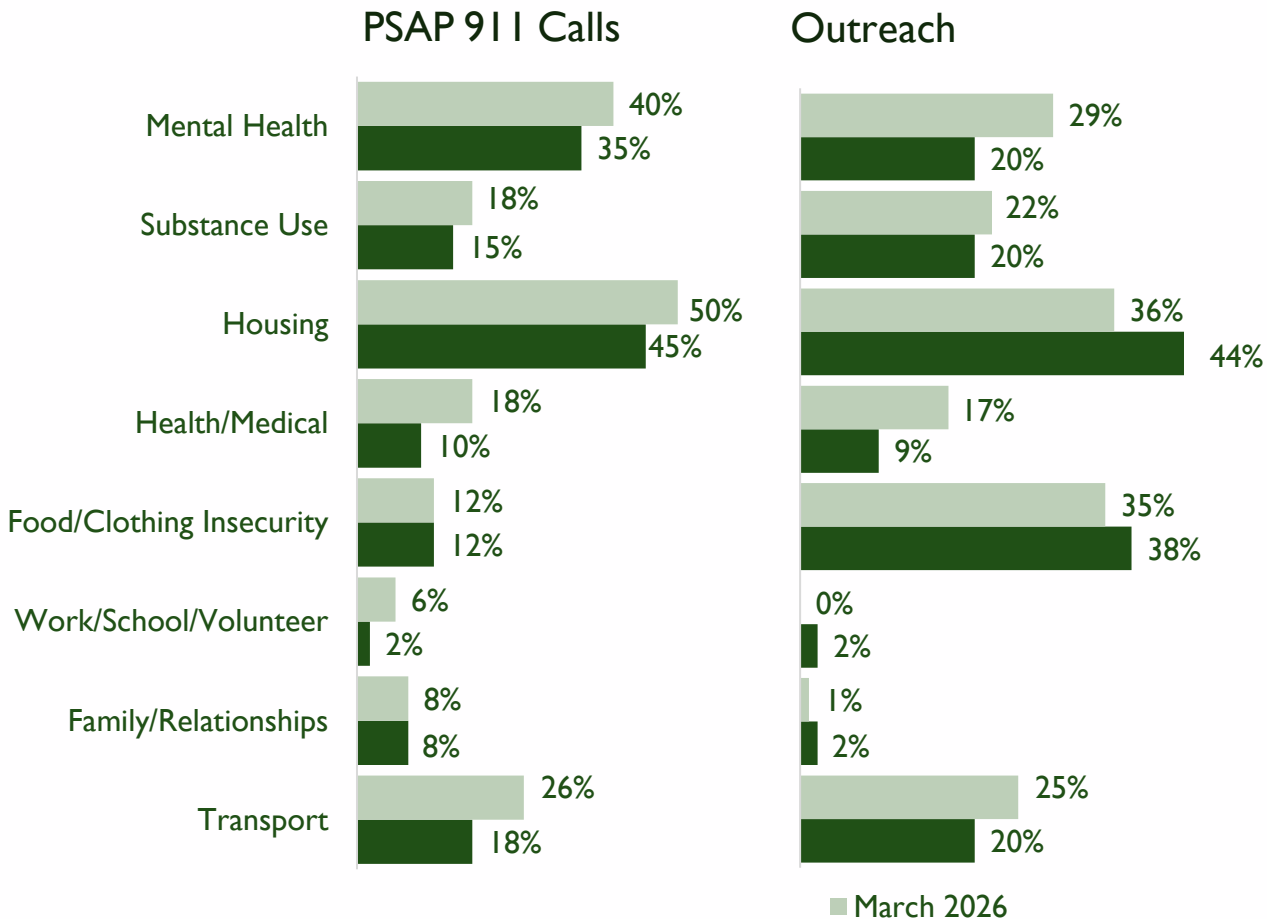
Responses by Day of the Week



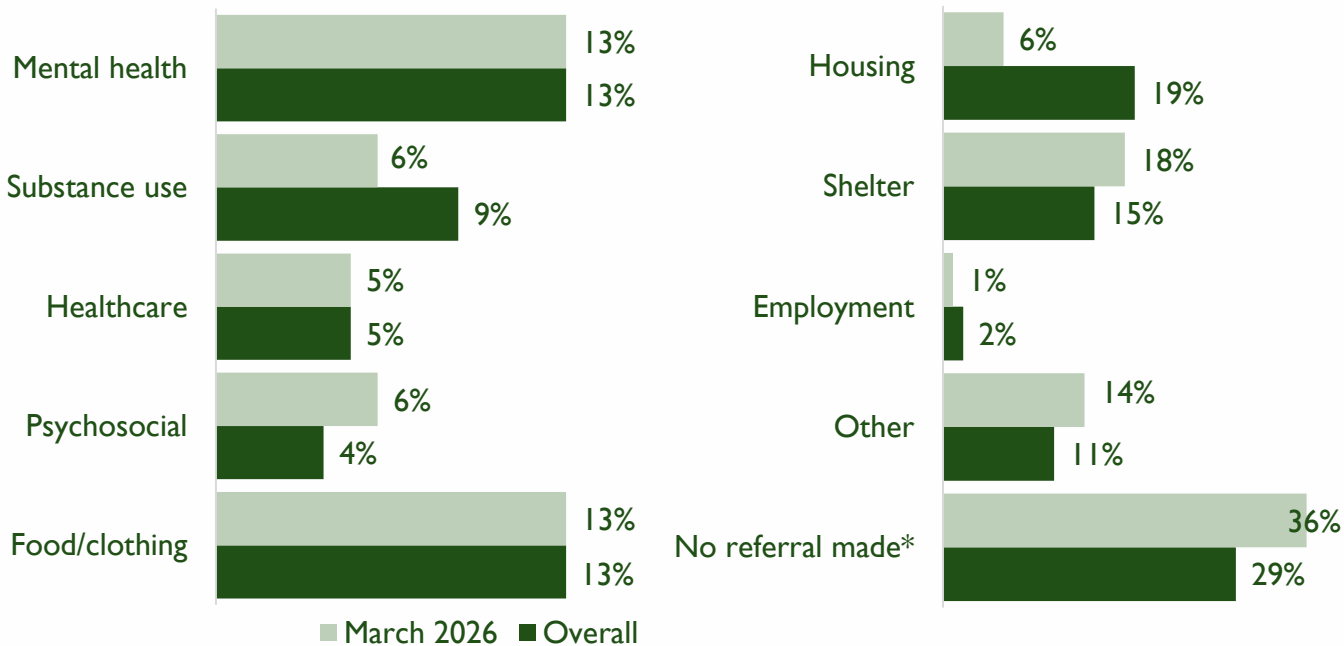
Responses by Time of Day



Focus of Engagement



Crisis Response Referrals

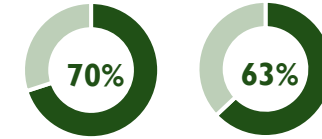


Demographic Information of Individuals Served

		March 26	Overall
Sex/Gender	Female	45%	40%
	Male	55%	59%
	Non-Binary*	--	--
	Transgender*	--	1%
Ethnicity	Hispanic	15%	18%
	Middle Eastern/North African	2%	2%
Race	Amer Indian/Alaskan Native	--	0.3%
	Asian Amer/Native Hawaiian/Pacific Islander	--	1%
	Black/African American	33%	38%
	White	49%	41%
	Multi-racial	14%	13%
	Other	4%	7%
	Age	18-29 years	15%
30-39 years		25%	23%
40-49 years		22%	23%
50-59 years		19%	21%
60-69 years		16%	14%
70+ years		3%	5%
Primary Language	English	97%	95%
	Spanish	2%	4%
	Other	1%	1%
Disability	Cognitive: Mental Health	16%	18%
	Cognitive: Intellectual	2%	1%
	Ambulatory	9%	6%
	Hearing	--	0.1%
	Vision	--	1%
	Multiple	6%	5%
	No specific disability identified	67%	71%



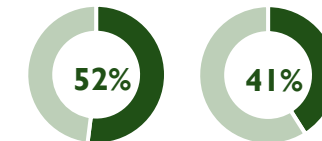
Responses to individuals **unhoused**



March 2026 **Overall**



Responses needing **transport** from scene



March 2026 **Overall**



Responses with **child** on the scene

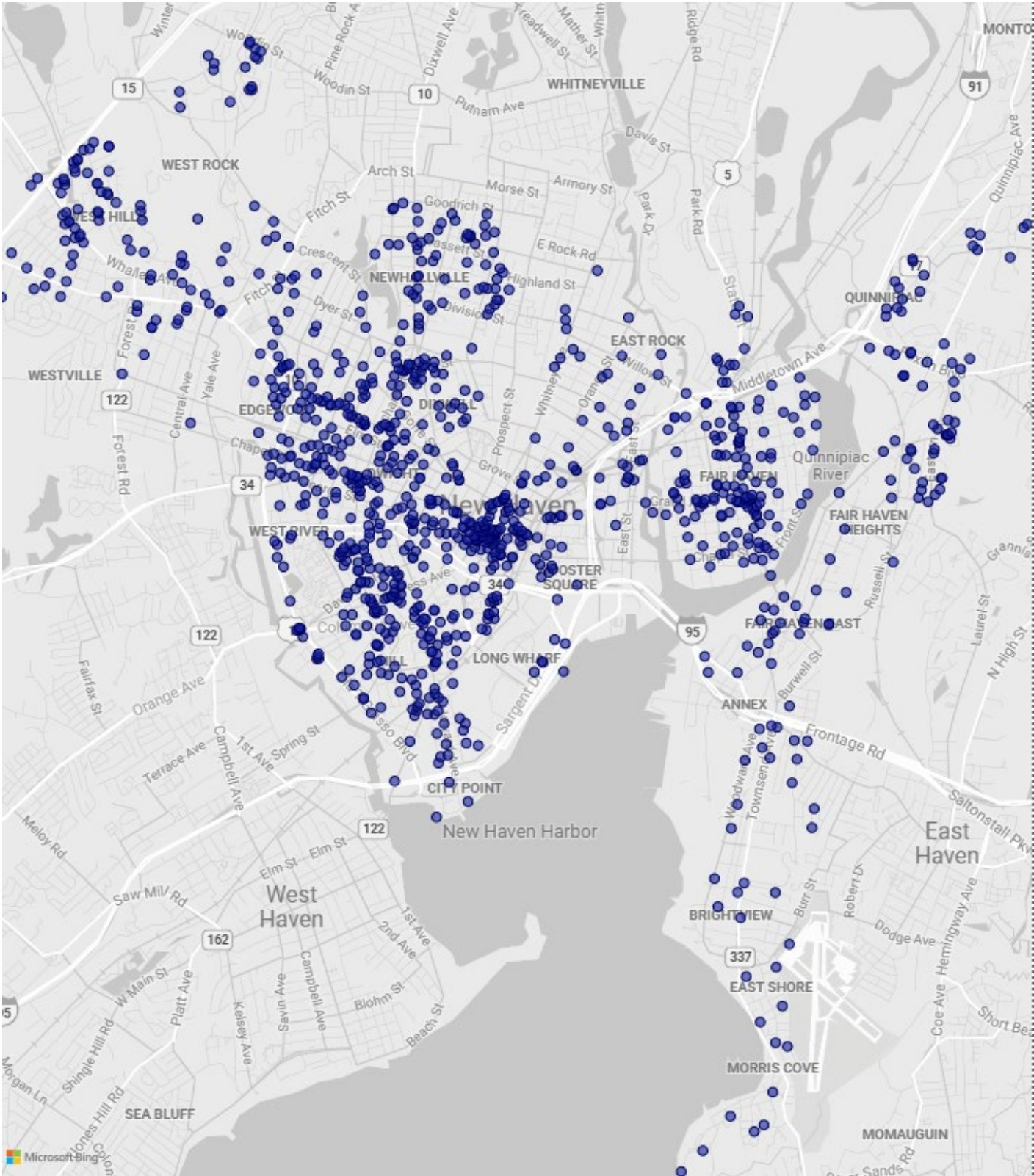


March 2026 **Overall**

*Non-Binary & Transgender data were collected from 11/2022-2/2025 prior to issuance of federal Executive Order 14168 that prohibits their collection & reporting.

Map of Elm City COMPASS Activity

Responses to 911 dispatch at request of NHPD or NHFD
(effective 11/1/22)



Map of Elm City COMPASS Activity

Direct responses to 911 dispatch
(piloted 6/15/23 - 8/25/24; effective 8/26/24)



Map of Elm City COMPASS Activity

Outreach (effective 11/1/22)

